
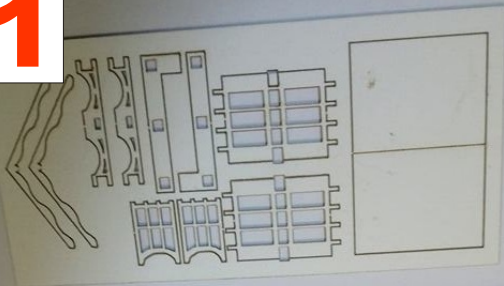


Cut the tabs where the RED Circles are with a sharp craft Knife. Glue all parts in order as Numbered with either PVA/Wood or Super Glue. To decorate, use what ever you like, Scalesscenes.com do a great range of brick papers for download. This is a Scratch Ai kit, SO it up to you how you create you own unique item...

- 1 Full kit
- 2 Walls
- 3 Walls Complete
- 4 Add Support Tops
- 5 Add Roof Supports
- 6 Roof Support Complete
- 7 Add Roof Rafts
- 8 Add Side Suports
- 9 Add Roof
- 10 Add Valance Complete

1




2




3



4



5




6



7



8



9



10

